



UNITRAN
MANUFACTURERS LTD.

Hand Trucks
Platform Trucks
Service Carts
Stock Pickers
Stock Carts
Rolling Ladders
Furniture Dollies
Appliance Trucks

Drum Trucks
Delivery Trucks
Cylinder Carts
Pallet Racking
Cantilever Rack
Steel Hoppers
Security Rooms
Custom Products



**PRODUCTS
DESIGNED FOR
EXCELLENCE AND
DEPENDABILITY**



**100%
CANADIAN
QUALITY.**



**MANUFACTURERS
OF A FULL LINE OF
QUALITY MATERIALS
HANDLING EQUIPMENT**



UNITRAN
MANUFACTURERS LTD.

WHAT GOES INTO
ALL OF OUR PRODUCTS

**DEPENDABILITY.
QUALITY.
SAFETY.**

OUR GOAL

IS TO MANUFACTURE THE BEST
VALUE PRODUCTS AVAILABLE ON
THE MARKET.

TABLE OF CONTENTS

STEEL HAND TRUCKS	4-5
APPLIANCE HAND TRUCKS	5
DRUM HANDLING	6
CYLINDER TRUCKS	7
SERVICE CARTS	7-9
PLATFORM TRUCKS	10
STOCKING CARTS	10-11
FURNITURE DOLLIES	11
ROLLING LADDERS	11-12
STORAGE MEZZANINES	13-14
SPECIALTY PRODUCTS	15-17
CUSTOM PRODUCTS	18-19

About Us

Unitran Manufacturers Ltd., based in British Columbia, is a steel fabricating company **founded in 1965** and specializes in manufacturing quality material handling equipment. Our team is made up of experienced and highly motivated individuals who strive to produce the best quality products on the market.

Technological Prowess

Unitran has continuously kept up to date with the latest technological innovation in the industry. This modernization allows us to optimize our manufacturing by **producing products more efficiently**, with cost effective operating measures in place. Through our fabrication process we are able to provide the best products at affordable prices.

Quality From Start to Finish

By using only **premium materials in our manufacturing process**, providing smooth finishing and heavy walled tubing, we are able to create the most durable products. The strength of our products allows us to be confident in the safety of all of customers. Each item we produce is thoroughly inspected by a member of our team to ensure reliable functionality.



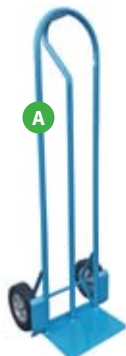
Working In Canada for Canada

From our **40,000 sq. ft. production facility**, our products are supplied across Canada. Because we live in the same country where we produce our products, we have a high responsibility for our environment.



STEEL HAND TRUCKS

STEEL HAND TRUCK
Delivery Handtruck - 8"
Semi
SKU: D52-8S




A

Medium duty ergonomic "D" handle for one handed use. 8" wheels with fenders to prevent boxes from catching.

- 7"D x 12.625"W 10GA toe plate
- 8" semi-pneumatic wheels
- OA dimensions 52"H x 17.25"W
- Powder coated finish
- Capacity - 500 lbs.

STEEL HAND TRUCK
Delivery Handtruck - 10" PN
SKU: D52-10P

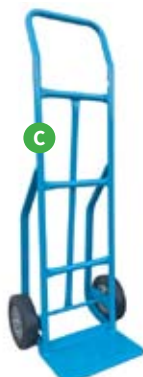


B

Medium duty ergonomic "D" handle for one handed use. 10" wheels with fenders to prevent boxes from catching.

- 7"D x 12.625"W 10GA toe plate
- 10" pneumatic wheels
- OA dimensions 52"H x 19.75"W
- Powder coated finish
- Capacity - 500 lbs.

STEEL HAND TRUCK
Commercial
SKU: HL8S



C

Our commercial hand truck model is one of the most popular for general purpose use. Ideal for retail, warehouse, distribution centres, moving industries and many more. All welded construction from sturdy 1" tubing.

- Height 50"
- Width 19"
- Nose plate size 7" x 13 5/8"W
- Semi-pneumatic wheels 8" x 2"
- Powder coated finish
- Capacity - 900 lbs.

STEEL HAND TRUCK
Rough Terrain
SKU: HL10P



D

Our rough terrain hand truck is ideal for outside or inside use. Sturdy all welded frame for long life.

- Height 50"
- Width 21"
- Nose plate size 7" x 13 5/8"
- Full pneumatic wheels 10" x 4"
- Powder coated finish
- Capacity - 800 lbs.

STEEL HAND TRUCK
Pail Truck
SKU: 105

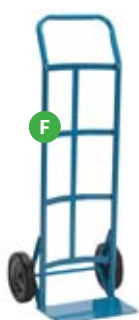


E

Unitran pail truck comes with tubular 1" steel all welded frame curved with cross pieces ideal for handling pails or other merchandise.

- Height 50"
- Width 19"
- Nose plate size 7" x 13 5/8"W
- Semi-pneumatic wheels 8" x 2"
- Powder coated finish
- Capacity - 750 lbs.

STEEL HAND TRUCK
Economy
SKU: 802



F

Economy hand truck model is ideal for light duty applications. 1" tube frame construction and flat bar cross straps.

- Height 45"
- Width 17"
- Nose plate size 7" x 13 5/8"W
- Semi-pneumatic wheels 8" x 1 1/2"
- Powder coated finish
- Capacity - 400 lbs.

STEEL HAND TRUCK
All Purpose
SKU: 804

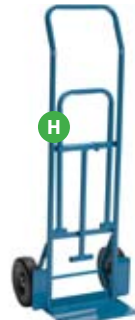


G

Our basic hand truck model is perfect for personal and commercial use. Slim and light design. Tubular & flat bar frame, an ideal choice for general purpose use.

- Height 45"
- Width 21"
- Nose plate size 13 5/8"W x 8"
- Pneumatic wheels 10" x 4"
- Powder coated finish
- Capacity - 750 lbs.

STEEL HAND TRUCK
Chair Mover
SKU: 801



H

This versatile chair mover hand truck can be used in schools, recreation centres etc. for both a general purpose hand truck and moving stacks of chairs. Fits under chairs with 14" clearance. Reinforced nose folds flush to frame when not in use.

- Height 50"
- Width 19"
- Noseplate size: 14 5/8"W x 7"
- Semi-pneumatic wheels 8" x 2"
- Overall dimension: 18" W x 16" x 48" H
- Powder coated finish
- Capacity - 550 lbs.

STEEL HAND TRUCK
Baggage
SKU: 980



I

Our baggage hand truck is designed to handle luggage. Garment bags can be hung full length. Fold down nose stores against frame when not in use.

- Height 50"
- Width 19"
- Fold down nose plate 10" x 22"
- Mold on rubber wheels 8" x 1 1/2"
- Powder coated finish
- Capacity - 750 lbs.

STEEL HAND TRUCK
Two in One
SKU: 120




J

Our two in one convertible hand truck. Two wheel hand truck easily converts to a 4 wheel cart to meet your needs. Ideal for warehouse, retail, wholesaler industry and more.

- Height 50" as a hand truck
- Platform Truck Bed 14" x 42"
- Width 19"
- Casters 3"
- Semi-pneumatic wheels 8" x 2" with guards
- Powder coated finish
- Capacity - 500 lbs. as hand truck
- Capacity - 900 lbs. as platform truck

STEEL HAND TRUCK
Liquor

SKU: EK190


K

Perfect for liquor stores, makes transportation easy, safe and efficient. High quality hand truck. Frame designed for one or two handed operation. Strong all welded tubular construction.

- Height 50"
- Width 19"
- Nose plate size 7 1/2" x 13 5/8"
- Semi-pneumatic wheels 8" x 2"
- Powder coated finish
- Capacity - 500 lbs.

STEEL HAND TRUCK
Beer Pallet

SKU: EK200


L

• Beer pallet frame designed for one or two handed operation
 • Strong all welded tubular construction.

- Height 59"
- Width 15 1/2"
- Nose Size 13 5/8"W x 9 1/2"
- Mold on rubber wheels 5"x2"
- Powder coated finish
- Capacity - 700 lbs.

STEEL HAND TRUCK
Mini Beer

SKU: MP001



M

Mini Beer designed for use with single liquor cases. Slim design, light and simple. Frame designed for one or two handed operation. Strong all welded tubular construction.

- Mold-on rubber wheels 5"x2"
- Height 60"
- Width 10"
- Depth 20"
- Nose Size 12" x 8 1/2"W
- Powder coated finish
- Capacity - 700 lbs.

STEEL HAND TRUCK
Warehouse

SKU: 3051


N

Our warehouse hand truck is designed to handle the most severe warehouse hand truck applications. Applicable for heavy and bulky objects.

- Height 52"
- Width 20"
- Nose plate size 6" x 20"
- Mold on rubber wheels 10" x 2 1/2"
- Powder coated finish
- Capacity - 1200 lbs.

STEEL HAND TRUCK
Dual Handle Steel Hand Truck

SKU: 3071


O

General purpose, heavy duty hand truck. Handles bags, and other warehouse articles with ease.

- Height 52"
- Width 22"
- Nose Plate Size 8" x 10"
- Mold on rubber wheels 10" x 2 1/2"
- Powder coated finish
- Capacity - 1200 lbs.

APPLIANCE HAND TRUCKS
STEEL HAND TRUCK
Bread Tray Hand Truck

SKU: 2002


P

This hand truck has been designed with the food industry in mind. It's long forks allow for the transporting of an entire stack of trays. The end of the forks have been bevelled to allow the hand truck to easily slide under the product.

- 60" O.A.H
- 8" Semi pneumatic wheels
- Fork dimensions - 3" x 20" L
- 17" wide frame
- Powder coated finish
- Capacity - 900 lbs.

APPLIANCE HAND TRUCK
General Purpose

SKU: 1284


A

Our general purpose appliance trucks comes with large semi-pneumatic wheels for easy movement on uneven surfaces. Vinyl non-marking bumpers to protect load. 'V' belt stair climbers to assist up and down stairs.

- Height 60"
- Width 24"
- Semi-pneumatic wheels 8" x 2"
- Powder coated finish
- Capacity - 900 lbs.

APPLIANCE HAND TRUCK
Professional

SKU: 1504


B

Welded tubular frame provides strength and economy. Single ratchet appliance truck. Vinyl non-marking bumpers at contact points. Recessed wheels maneuver easily. 'V' belt stair climbers to assist up and down stairs.

- Height 60"
- Width 24"
- Semi-pneumatic wheels 5" x 2"
- Powder coated finish
- Capacity - 700 lbs.

APPLIANCE HAND TRUCK
Rental Industry

SKU: 1289


C

Perfect for the rental industry hand truck. One piece 14' belt permanently attached to truck. Offset belt tightener. Simple in design and workability. 'V' belt stair climbers to assist up and down stairs.

- Height 60"
- Width 24"
- Semi-pneumatic wheels 8" x 2"
- Powder coated finish
- Capacity - 900 lbs.

DRUM HANDLING

DRUM HANDLING
Economy Model
SKU: 3001



A

Standard model drum truck – straight up design holds full loads on an incline. Heavy-duty moldon rubber wheels move easily.

- 10" moldon rubber wheels
- Powder coated finish
- Capacity - 1200 lbs.

Most economical and popular drum truck from our selection.

DRUM HANDLING
Pneumatic Model
SKU: 3001P



B

Pneumatic wheels drum dolly – straight up design holds full loads on an incline. This unit is ideal to roll across rough surfaces.

- 10" pneumatic wheels
- Powder coated finish
- Capacity - 800 lbs.

DRUM HANDLING
Deluxe Model
SKU: 3000



C

Our deluxe drum truck provide excellent load balance for easy handling. Spring loaded, floating axle helps cushion the load. Self-standing feature keeps truck vertical when not in use. Heavy duty moldon rubber wheels move easily.

- Overall dimension: 22"W x 18" D x 60"H
- 10" Moldon rubber wheels
- Powder coated finish
- Capacity - 1200 lbs.

DRUM HANDLING
Plastic Drum Model
SKU: 3003



D

Plastic drum dolly – comes with adjustable belt with ratchet tightener securely fastens plastic or polyethylene drums to truck to facilitate safe transportation. Handles most 25-45 gallon capacity drums.

- Overall dimension: 22"W x 19"D x 60"H
- Nose plate size: 15" x 8"
- 10" moldon rubber wheels
- Powder coated finish
- Capacity - 1200 lbs.

DRUM HANDLING
Dispensing Model
SKU: 3004




E

Dispensing drum truck model is designed for dispensing of liquids with the same ease as moving full drums. Unique rollers on frame so drums can be rotated without removing them from the truck. Special chine hooks fit neatly beneath spigot, won't interfere with dispensing.

Three Functional Positions:
Vertical, Diagonal and Horizontal

- 10" moldon rubber front wheels
- 5" moldon rubber back wheels
- Powder coated finish
- Capacity - 1200 lbs.

DRUM HANDLING
Rigid Wheel Drum Cradle
SKU: 3014



F

- Rigid wheel drum cradle – safe & easy method for handling drums
- Moving, draining and storing
- 4 rigid wheels
- Powder coated finish
- Capacity - 1000 lbs.

DRUM HANDLING
Swivel Wheel Drum Cradle
SKU: 3015



G

- Swivel wheel drum cradle is safe method of moving & handling drums
- Moving, draining and storing
- 2 rigid and 2 swivel wheels
- Powder coated finish
- Capacity - 1000 lbs.

DRUM HANDLING
Drum Lifter
SKU: BC-1



H

- Drum lifter – Grips, Holds, and Moves drums in the upright position
- Attach to a forklift truck, crane or hoist
- Open or closed drums
- Tong-grip grips more tightly as force is applied
- Capacity - 1000 lbs.

DRUM HANDLING
Drum Dolly
SKU: 3040

I

- Drum dolly 24" diameter
- Four swivel casters
- Powder coated finish
- Capacity - 1000 lbs.



CYLINDER TRUCKS

CYLINDER TRUCKS
Medium Cylinder Front to Back
 SKU: CC3



A

Our front load cylinder truck is designed for narrow aisle use.

- Front to back load style
- Base 9 1/2" x 17"
- Axle 5/8"
- Wheels 8" x 1 3/4"
- Powder coated finish

Tank Capacity:

- Acetylene up to 320 cu. ft.
- Oxygen up to 244 cu. ft.

- Weight Capacity - 400 lbs.

CYLINDER TRUCKS
Medium Cylinder Side by Side
 SKU: CC4



B

Side load cylinder truck designed for easy - efficient side by side gas cylinder tanks.

- Comes with tool tray
- Base Plate 9 1/2" x 18 3/4"
- Axle 5/8"
- Wheels 8" x 1 3/4"
- Powder coated finish

Tank Capacity:

- Acetylene up to 320 cu. ft.
- Oxygen up to 244 cu. ft.

- Weight Capacity - 400 lbs.

CYLINDER TRUCKS
Large Cylinders
 SKU: CC5



C

Large cylinder cart designed to move and access your cylinder tanks in safely and efficiently.

- Comes with tool tray
- Solid Rubber Wheels 14" x 3"
- Base 13" x 24"
- Powder coated finish

Tank Capacity:

- Acetylene up to 365 cu. ft.
- Propane up to 100 lbs.
- Oxygen up to 244 cu. ft.

- Weight Capacity - 700 lbs.

CYLINDER TRUCKS
Large Cylinders Pneumatic
 SKU: CC5-16



D

Large pneumatic cylinder truck designed for rough surfaces.

- Comes with tool tray
- Pneumatic wheels 16" x 4"
- Base 13" x 24"
- Powder coated finish

Tank Capacity:

- Acetylene up to 365 cu. ft.
- Propane up to 100 lbs.
- Oxygen up to 300 cu. ft.

- Weight Capacity - 600 lbs.

CYLINDER TRUCKS
Single Cylinder
 SKU: CC9



E

Single cylinder hand truck model comes with stair climbers for added maneuverability.

- 15" W x 46" H x 15"D
- c/w stair climbers
- Semi-pneumatic wheels 8"x2"
- Powder coated finish
- Capacity - 500 lbs.

SERVICE CARTS

SERVICE CARTS
Two Shelf Cart



A

Unitran high quality 2 shelf cart.

- Practical, timesaving heavy gauge steel carts for order picking or service work
- Modular bolt-together design
- Carts complete with 2 swivel and 2 rigid casters
- Handle mounted on the swivel end for increased mobility under load
- Shelves may be reversed for flush surface
- Models are standard with 5" non marking casters
- Shelf clearance 23"
- Powder coated finish
- Capacity - 1200 lbs.

Stock No.	Dimensions		
	W	L	H
1630	16"	30"	34"
1836	18"	36"	34"
2436	24"	36"	34"
2442	24"	42"	34"
2448	24"	48"	34"

SERVICE CARTS
Three Shelf Cart



B

Unitran high quality 3 shelf cart.

- Practical, timesaving heavy gauge steel carts for order picking or service work
- Modular bolt-together design
- Carts complete with 2 swivel and 2 rigid casters
- Handle mounted on the swivel end for increased mobility under load
- Shelves may be reversed for flush surface
- Models are standard with 5" non marking casters
- Shelf clearance 10 1/4"
- Powder coated finish
- Capacity - 1200 lbs.

Stock No.	Dimensions		
	W	L	H
1630-3	16"	30"	34"
1836-3	18"	36"	34"
2436-3	24"	36"	34"
2442-3	24"	42"	34"
2448-3	24"	48"	34"

SERVICE CARTS

SERVICE CARTS

Pneumatic Caster Cart



C

Unitran high quality 2 tier cart pneumatic wheels.

- Practical, timesaving heavy gauge steel carts for order picking or service work
- Modular bolt-together design
- Carts complete with 2 swivel and 2 rigid casters
- Handle mounted on the swivel end for increased mobility under load
- Shelves may be reversed for flush surface
- Models are standard with 8" pneumatic casters
- Shelf clearance 18"
- Powder coated finish
- Capacity - 1200 lbs.

Stock No.	Dimensions		
	W	L	H
2436-P	24"	36"	34"
2442-P	24"	42"	34"
2448-P	24"	48"	34"

SERVICE CARTS

Ergonomic Handle Cart



E

Unitran high quality Ergonomic Handle Service Cart

- Practical, timesaving heavy gauge steel carts for order picking or service work
- Modular bolt-together design
- Carts complete with 2 swivel and 2 rigid casters
- Handle mounted on the swivel end for increased mobility under load
- Shelves may be reversed for flush surface
- Models are standard with 5" non marking casters
- Shelf clearance 23"
- Powder coated finish
- Capacity - 1200 lbs.

Stock No.	Dimensions		
	W	L	H
ER-1836	18"	36"	34"
ER-2436	24"	36"	34"
ER-2442	24"	42"	34"
ER-2448	24"	48"	34"

SERVICE CARTS

Picking List Holder Cart



D

Unitran high quality Picking List Holder Cart.

- Practical, timesaving heavy gauge steel carts for order picking or service work
- Modular bolt-together design
- Carts complete with 2 swivel and 2 rigid casters
- Handle mounted on the swivel end for increased mobility under load
- Shelves may be reversed for flush surface
- Models are standard with 5" non marking casters
- Shelf clearance 23"
- Powder coated finish
- Capacity - 1200 lbs.

Stock No.	Dimensions		
	W	L	H
PT-1836	18"	36"	34"
PT-2436	24"	36"	34"
PT-2442	24"	42"	34"
PT-2448	24"	48"	34"

SERVICE CARTS

Grocery Cart

SKU: 2043

F

- Grocery or merchandising cart
- Overall dimension: 52" x 20" x 42"H
- Platform size: 43" x 20"
- 5" non marking casters
- Silver vein powder coated finish
- Capacity - 1000 lbs.



F

SERVICE CARTS

SERVICE CARTS

Four Shelf Cart

G

Unitran high quality 4 shelf cart.

- Practical, timesaving heavy gauge steel carts for order picking or service work
- Modular bolt-together design
- Carts complete with 2 swivel and 2 rigid casters
- Handle mounted on the swivel end for increased mobility under load
- Shelves may be reversed for flush surface
- Models are standard with 5" non marking casters
- Shelf clearance 15"
- Powder coated finish
- Capacity - 1200 lbs.



Stock No.	Dimensions		
	W	L	H
ST-1836-4	18"	36"	61"
ST-2436-4	24"	36"	61"
ST-2442-4	24"	42"	61"
ST-2448-4	24"	48"	61"

SERVICE CARTS

Five Shelf Cart

H

Unitran high quality 5 shelf cart.

- Practical, timesaving heavy gauge steel carts for order picking or service work
- Modular bolt-together design
- Carts complete with 2 swivel and 2 rigid casters
- Handle mounted on the swivel end for increased mobility under load
- Shelves may be reversed for flush surface
- Models are standard with 5" non marking casters
- Shelf clearance 10 1/2"
- Powder coated finish
- Capacity - 1200 lbs.



Stock No.	Dimensions		
	W	L	H
ST-1836-5	18"	36"	61"
ST-2436-5	24"	36"	61"
ST-2442-5	24"	42"	61"
ST-2448-5	24"	48"	61"

SERVICE CARTS

Mesh Security Cart

SKU: SC-2448-4


I

- All welded construction
- 2" x 2" x 10GA wire mesh screen on 3 sides and doors
- Double swing doors with padlock hasp
- 3 shelves and solid top
- OA dimensions – 25"W x 55"L x 61"H
- Powder coated finish
- Capacity - 1200 lbs.

SERVICE CARTS

Three Shelf Stock Picker

SKU: 364


J

3 Shelf Stock Picker and Ladder Truck in one

- Spring loaded ladder locks cart in place

- Dimensions:
- Overall: 46"W x 20"D x 71 1/2" H
 - 60"H to the top shelf
 - Bottom shelf: 42" x 20"
 - Middle shelf: 36" x 20"
 - Top shelf: 30" x 20"
 - 25 1/2" shelf clearance
 - 2 1/2" shelf lip
 - 2 swivel 2 rigid casters
 - 5" non marking casters
 - All welded construction
 - Powder coated finish
 - Capacity - 1200 lbs.

SERVICE CARTS

Two Shelf Stock Picker

SKU: 362


K

2 Shelf Stock Picker and Ladder Truck in one

- Spring loaded ladder locks cart in place.

- Dimensions:
- Overall : 46" x 20" x 63 1/2"H
 - Bottom shelf : 42" x 20"
 - Top shelf: 35 1/2" x 20"
 - 37"H to top of the shelf
 - 2 1/2" shelf lip
 - 2 swivel 2 rigid casters
 - 5" non marking casters
 - All welded construction
 - Powder coated finish
 - Capacity - 1200 lbs.

PLATFORM TRUCKS

PLATFORM TRUCKS

Hardwood Platform Truck
SKU: EK210



A

Liquor Platform Truck – 6 wheel

- Well designed for retail or warehouse, hotel stocking and more
- Wood finish platform
- Dimensions – 18"W x 42"L x 37"H
- Platform size 42" x 18"
- Powder coated finish
- Capacity - 1200 lbs.

PLATFORM TRUCKS

HD Steel Platform Truck



B

Steel Platform Truck – heavy duty model

- Heavy-Duty reinforced steel deck
- Steel frame absorbs shock
- Removable handle
- 2 swivel and 2 rigid casters
- Powder coated finish
- Capacity - 2400 lbs.

Stock No.	Deck Size	Wheel Size
S2448-8	24" x 48"	8"
S3060-8	30" x 60"	8"
S3672-8	36" x 72"	8"

* Other caster types available.

PLATFORM TRUCKS

HD Wood Platform Truck



C

- Heavy-Duty wood platform truck
- Steel frame absorbs shock
- Removable handle
- 2 swivel and 2 rigid casters
- Powder coated finish
- Capacity - 2200 lbs.

Stock No.	Deck Size	Wheel Size
W2448-8	24" x 48"	8"
W3060-8	30" x 60"	8"

* Other caster types available.

PLATFORM TRUCKS

MD Steel Platform Truck



D

- Steel platform trucks
- Removable handle
- 2 swivel and 2 rigid casters
- Powder coated finish
- Capacity - 1200 lbs.

Stock No.	Deck Size	Wheel Size
S2436-5	24" x 36"	5"
S2442-5	24" x 42"	5"
S2448-5	24" x 48"	5"

PLATFORM TRUCKS

Wagon Platform Truck



E

Our wagon platform truck is perfect for nursery and rough terrain applications

- Available with Steel or Wood deck surfaces
- Powder coated finish
- Capacity - 1500 lbs.

Stock No.	Deck Type	Deck Size	Wheel Size
WW2448-P	Wood	24" x 48"	10"
WW3060-P	Wood	30" x 60"	10"
WS2448-P	Steel	24" x 48"	10"
WS3060-P	Steel	30" x 60"	10"

STOCKING CARTS

STOCKING CARTS

6 Wheel
SKU: SM58B



A

6 wheel stock cart actually turns in its own radius – two 8" x 1.5" centre wheels plus four 5" x 1" ball-bearing swivel casters make this possible. 38" x 16" wide bed takes big cartons. Frame, deck, handles are 1" diameter tubular welded steel.

- Powder coated finish
- Capacity - 1200 lbs.

STOCKING CARTS

STOCKING CARTS

6 Wheel Big

SKU: SM2241



B

6 wheel large stock cart actually turns in its own radius – two 8" x 1.5" centre wheels plus four 5" x 1" ball-bearing swivel casters make this possible. 41" x 22" wide bed takes big cartons. Frame, deck, handles are 1" diameter tubular welded steel.

- Powder coated finish
- Capacity - 1200 lbs.

STOCKING CARTS

Single Shelf Tube Cart

SKU: L5B



C

Our single shelf stock cart is well designed carry-all for retail or warehouse stocking. 36" x 16" bed, handle and frame of strong 1" diameter welded steel tubing. Cart rolls smoothly on two swivel and two rigid 5" non marking casters.

- Overall dimension: 38"L x 16"D x 36"H
- Shelf dimension: 35" x 16"
- Powder coated finish
- Capacity - 1200 lbs.

STOCKING CARTS

Two Shelf Tube Cart

SKU: H5B



D

2 shelf stock cart model is well designed carry-all for retail or warehouse stocking. 36" x 16" bed, handle and frame of strong 1" diameter welded steel tubing. Cart rolls smoothly on two swivel and two rigid 5" non marking casters.

- Tube frame with 16" x 36" reinforced tube top
- 5" non-marking casters – 2 swivel, 2 rigid
- OA dimensions – 16"W x 39"L x 36"H
- Powder coated finish
- Capacity - 1200 lbs.

STOCKING CARTS

Tube Frame Stock Cart with Solid Top

SKU: H5B-ST



E

2 shelf stock cart model is well designed carry-all for retail or warehouse stocking. 36" x 16" bed, handle and frame of strong 1" diameter welded steel tubing with a solid top. Cart rolls smoothly on two swivel and two rigid 5" non marking casters.


- Tube frame with 16" x 36" reinforced solid top
- 5" non-marking casters – 2 swivel, 2 rigid
- OA dimensions – 16"W x 39"L x 36"H
- Powder coated finish
- Capacity - 1200 lbs.

FURNITURE DOLLIES

FURNITURE DOLLIES

Furniture Dolly

SKU: 1360



A


Quality material furniture dolly.

- All welded steel frame
- Carpeted wood construction
- Dimensions 18" x 27" x 8"
- 4 – 3" swivel casters
- Powder coated finish
- Capacity - 1000 lbs.

FURNITURE DOLLIES

Piano Dolly

SKU: 1355



B

Our piano dolly is designed to move large items or furniture safely, easy, efficiently.

- All welded steel frame
- Carpeted wood construction
- Dimensions: 27" x 18" x 6"H
- 2 – 5" swivel casters, 2 – 5" rigid casters
- Powder coated finish
- Capacity - 1200 lbs.

ROLLING LADDERS

ROLLING LADDERS

Push Handle Ladders

SKU: L02-HNDL



A

- Standard 2-Step Rolling Ladder
- Includes push handle for easier movement
- Powder coated finish
- Capacity - 300 lbs.

ROLLING LADDERS

Tilt and Roll Ladders

SKU: L02-T



B

- 2-rigid casters replace swivel stem casters
- Pull handle to tilt ladder onto casters
- Powder coated finish
- Capacity - 300 lbs.

ROLLING LADDERS

ROLLING LADDERS Rolling Ladders



- C**
- Unitran quality rolling ladders.
- Top platform – 14" deep
 - All Steel – Bolt together construction
 - All components are replaceable
 - Powder coat paint finish
 - Perforated tread design prevents slipping
 - ANSI and OSHA Compliant
 - Detailed use and maintenance instructions are sent with each ladder

- Brake Systems:**
- Automatic Brake on 2 – 6 step models
 - Positive Locking System with manual release on 7 to 20 step models
 - Either option available for 5 & 6 step models

Stock No.	No. of Steps	Platform Height	Working Height	Hand Rail	Brake Type	Base WxL	Overall Height
L02	2	1' 6"	7' 0"	NO	AUTO	26" x 21"	1' 6"
L03	3	2' 3"	7' 9"	NO	AUTO	26" x 27"	2' 3"
L04	4	3' 0"	8' 6"	NO	AUTO	26" x 33"	3' 0"
L03HR	3	2' 3"	7' 9"	YES	AUTO	26" x 27"	5' 9"
L04HR	4	3' 0"	8' 6"	YES	AUTO	26" x 34"	6' 6"
L05HR	5	3' 9"	9' 3"	YES	AUTO	26" x 40"	7' 3"
L06HR	6	4' 6"	10' 0"	YES	AUTO	26" x 45"	8' 0"
L05HRL	5	3' 9"	9' 3"	YES	LOCK	31" x 40"	7' 3"
L06HRL	6	4' 6"	10' 0"	YES	LOCK	31" x 45"	8' 0"
L07HRL	7	5' 3"	10' 9"	YES	LOCK	35" x 51"	8' 9"
L08HRL	8	6' 0"	11' 6"	YES	LOCK	35" x 57"	9' 6"
L09HRL	9	6' 9"	12' 3"	YES	LOCK	35" x 63"	10' 3"
L10HRL	10	7' 6"	13' 0"	YES	LOCK	35" x 69"	11' 0"
L11HRL	11	8' 3"	13' 9"	YES	LOCK	35" x 74"	11' 9"
L12HRL	12	9' 0"	14' 6"	YES	LOCK	35" x 79"	12' 6"
L13HRL	13	9' 9"	15' 3"	YES	LOCK	35" x 84"	13' 3"
L14HRL	14	10' 6"	16' 0"	YES	LOCK	35" x 90"	14' 0"
L15HRL	15	11' 3"	16' 9"	YES	LOCK	35" x 96"	14' 9"
L16HRL	16	12' 0"	17' 6"	YES	LOCK	35" x 104"	15' 6"

ROLLING LADDERS Ladder Shelf Tray SKU: LS10

E

Shelf Tray

- Recommended for use with rolling ladders of minimum 21" long platforms
- Can be attached to the top back handrails on standard 14"D ladder
- Can be attached to the top back or side handrails on standard 21"D or deeper ladders
- Folds down when not in use
- 19-3/8" x 9-3/8" x 1"H



ROLLING LADDERS Rolling Work Platforms



- D**
- High quality rolling work platforms ladder.
- 42" long top platform
 - All steel – bolt together design
 - All components are replaceable
 - Perforated tread design prevents slipping
 - ANSI and OSHA Compliant
 - Detailed use and maintenance instructions are sent with each ladder
 - Powder coated finish

- Brake Systems:**
- Models without lock roll "wheelbarrow" style
 - Models with lock roll without lifting required
 - Positive locking system with manual release on locking models

Stock No.	No. of Steps	Platform Height	Working Height	Hand Rail	Lock	Overall Length	Overall Height
WP3-42	3	2' 3"	7' 9"	NO	NO	4' 8"	2' 3"
WP4-42	4	3' 0"	8' 6"	NO	NO	5' 1"	3' 0"
WP3HR-42	3	2' 3"	7' 9"	YES	NO	4' 9"	5' 9"
WP4HR-42	4	3' 0"	8' 6"	YES	NO	5' 2"	6' 4"
WP5HR-42	5	3' 9"	9' 3"	YES	NO	5' 8"	7' 3"
WP3-42L	3	2' 3"	7' 9"	NO	YES	4' 8"	2' 3"
WP4-42L	4	3' 0"	8' 6"	NO	YES	5' 1"	3' 0"
WP3HR-42L	3	2' 3"	7' 9"	YES	YES	4' 9"	5' 9"
WP4HR-42L	4	3' 0"	8' 6"	YES	YES	5' 2"	6' 4"
WP5HR-42L	5	3' 9"	9' 3"	YES	YES	5' 8"	7' 3"

ROLLING LADDERS Mechanics Ladders

- F**
- 21" Long Platform
 - All Steel – Bolt together design
 - 5" non-marking casters on front
 - Wheel guards on front of handrail
 - All components are replaceable
 - Perforated tread design prevents slipping
 - ANSI and OSHA compliant
 - Detailed use and maintenance instructions sent with each ladder
 - Powder coated finish
 - Capacity - 300 lbs.



Stock No.	No. of Steps	Overall Width	Overall Length	Platform Height	Overall Height
L03HR-21-T	3	26"	40"	27"	69"
L04HR-21-T	4	26"	47"	36"	78"

STORAGE MEZZANINES

STORAGE MEZZANINES

Structural Mezzanines

A

A warehouse mezzanine is a safe, ideal, cost-effective solution for freeing up floor space while providing expanded storage capacity.

That means increase valuable working, office, storage or manufacturing area for a lot less cost than new construction!

Unitran Structural Mezzanines are built to suit your exact requirements. From standard space provision to more complex point loading or excessively wide clearance requirements, our flexibility in design allows optimization of your space.

At Unitran we provide consulting, design, products and solutions for warehouses, distribution centres and manufacturing facilities.



STORAGE MEZZANINES

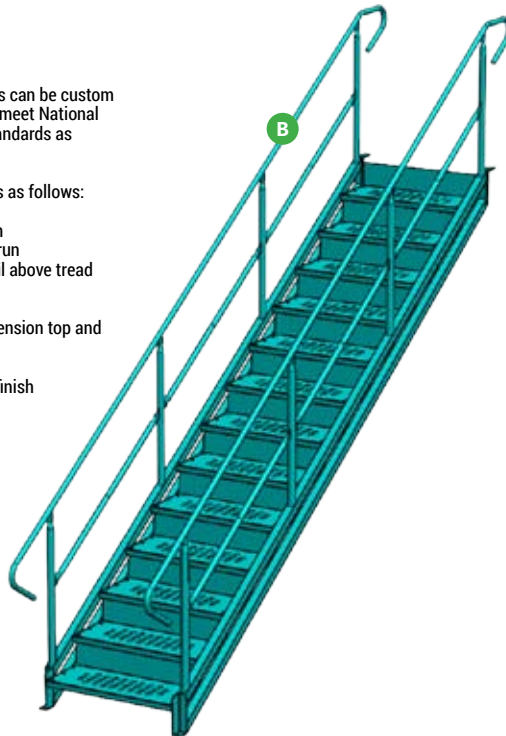
Staircases

B

Unitran staircases can be custom manufactured to meet National Building Code Standards as needed.

Standard features as follows:

- 36" overall width
- 7" rise with 11" run
- 36" high handrail above tread nosing
- Enclosed back
- 12" handrail extension top and bottom of stairs
- Ships KD
- Powder coated finish
- 12"D tread



Stock No.	Height	Treads	Run
760/SC028	2	1' 6"	7' 0"
760/SC035	3	2' 3"	7' 9"
760/SC042	4	3' 0"	8' 6"
760/SC049	3	2' 3"	7' 9"
760/SC056	4	3' 0"	8' 6"
760/SC063	5	3' 9"	9' 3"
760/SC070	6	4' 6"	10' 0"
760/SC077	5	3' 9"	9' 3"
760/SC084	6	4' 6"	10' 0"
760/SC091	7	5' 3"	10' 9"
760/SC098	8	6' 0"	11' 6"
760/SC105	9	6' 9"	12' 3"
760/SC112	10	7' 6"	13' 0"
760/SC119	11	8' 3"	13' 9"
760/SC126	12	9' 0"	14' 6"
760/SC133	13	9' 9"	15' 3"
760/SC140	14	10' 6"	16' 0"

*Note: Allowable deck height variance = 2% of stair run

Ex: SC119 with 16 treads and 177" run (177 x 2% = 3.54")

Deck height tolerance = 115.5" to 122.5"

STORAGE MEZZANINES

STORAGE MEZZANINES

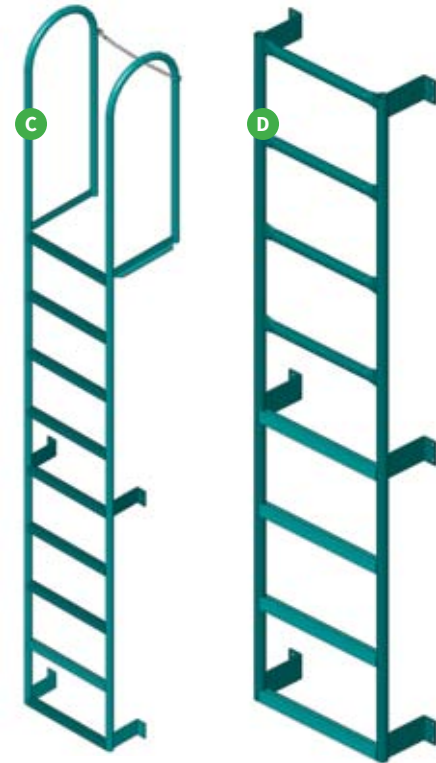
- C** Walk Through Ladder
- D** Side Step Ladder

Unitran custom walk through ladder is uniquely designed to optimize your warehouse facilities.

- Easy-to-install ladders help prevent injuries by providing an easy, safer access to docks and mezzanines
- Designed to be installed with the top tread level with the floor being served
- For side step option, grab rungs continue for four feet above the top tread, for safety as per OSHA requirements
- Steps are 18" wide by 1 1/4" deep by 1 1/2" high one-piece steel with self-cleaning, perforated, raised buttons for slip-resistant footing
- Floor Mounts are available.
- Add-FM to model number and specify exact platform height
- Designed to be mounted beside truck loading doors to provide safer access without obstructing the door opening

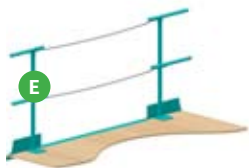
Stock No.	Threads	Recommended Platform Height
LAD-W-02	2	2' 3" - 3' 3"
LAD-W-03	3	3' 3" - 4' 3"
LAD-W-04	4	4' 3" - 5' 3"
LAD-W-05	5	5' 3" - 6' 3"
LAD-W-06	6	6' 3" - 7' 3"
LAD-W-07	7	7' 3" - 8' 3"
LAD-W-08	8	8' 3" - 9' 3"
LAD-W-09	9	9' 3" - 10' 3"
LAD-W-10	10	10' 3" - 11' 3"
LAD-W-11	11	11' 3" - 12' 3"
LAD-W-12	12	12' 3" - 13' 3"
LAD-W-13	13	13' 3" - 14' 3"
LAD-W-14	14	14' 3" - 15' 3"
LAD-W-15	15	15' 3" - 16' 3"
LAD-W-16	16	16' 3" - 17' 3"

Stock No.	Threads	Total Rungs	Recommended Platform Height
LAD-S-02	2	6	2' 3" - 3' 3"
LAD-S-03	3	7	3' 3" - 4' 3"
LAD-S-04	4	8	4' 3" - 5' 3"
LAD-S-05	5	9	5' 3" - 6' 3"
LAD-S-06	6	10	6' 3" - 7' 3"
LAD-S-07	7	11	7' 3" - 8' 3"
LAD-S-08	8	12	8' 3" - 9' 3"
LAD-S-09	9	13	9' 3" - 10' 3"
LAD-S-10	10	14	10' 3" - 11' 3"
LAD-S-11	11	15	11' 3" - 12' 3"
LAD-S-12	12	16	12' 3" - 13' 3"
LAD-S-13	13	17	13' 3" - 14' 3"
LAD-S-14	14	18	14' 3" - 15' 3"
LAD-S-15	15	19	15' 3" - 16' 3"
LAD-S-16	16	20	16' 3" - 17' 3"



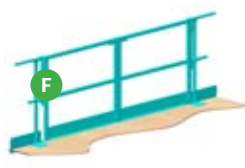
STORAGE MEZZANINES Handrail Chain Gate

SKU: Handrail G6



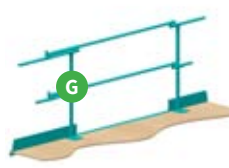
STORAGE MEZZANINES Handrail Double Swing Gate

SKU: Handrail G13-5



STORAGE MEZZANINES Handrail Pipe Gate

SKU: Handrail G9



E Mezzanine Handrail Chain Gates are a great economical solution to provide an access point onto your mezzanine or storage platform. Designed for access area of 96" or less. Compatible with most guardrail systems.

F Mezzanine handrail double swing gate is a great solution when you need to added security of a swing in gate while having adequate access to your mezzanine or storage platform. Designed for access area of 96". Compatible with Unitran guardrail systems, inquire for compatible options for other handrail systems.

G Mezzanine Handrail Pipe Gates are a great economical solution to provide an access point onto your mezzanine or storage platform. Designed for access area of 96" or less. Compatible with Unitran guardrail systems, inquire for compatible options for other handrail systems.

STORAGE MEZZANINES Handrail Swing Gate

SKU: Handrail G12-5



STORAGE MEZZANINES Handrail Systems



STORAGE MEZZANINES Pivot Safety Gates

SKU: G-PSG



H Mezzanine Handrail Swing Gates are a great solution when you need the added security of a swing in gate while having adequate access to your mezzanine or storage platform. Designed for access area of 60". Compatible with Unitran guardrail systems, inquire for compatible options for other handrail systems.

I At Unitran we manufacture a complete line of handrail systems and guardrail systems available through quick ship program. Our handrail system comes standard at 42"H with a top and centre rail and a 5 1/2" kick-plate.


J Pivot Safety Gates are designed to protect open areas on mezzanines, storage platforms and rack systems during loading and unloading of material. Easy installation into existing handrail systems. When one side is raised, the other side is closed allowing for quick, convenient and safe access by forklifts and personnel.
5' Wide x 80" High Pivot Safety Gate
Stock Code – 760/G-PSG8060
8' Wide x 80" High Pivot Safety Gate
Stock Code – 760/G-PSG8096

***ANY PRODUCT CAN BE CUSTOMIZED TO MEET SPECIFICATIONS.**

SPECIALTY PRODUCTS

SPECIALTY PRODUCTS

Bar Stock Racking


A

Uses standard rack components for light duty applications. Bar stock racking is the most economical for light loads and is recommended for heights up to 12 ft. Maximum arm length of 24", adjustable on 3" centres.

Ideal for hand loaded bar or long narrow trim or pipe.

- Powder coated finish
- Arm length of 9", 12", 18" and 24"
- All arms attached with a double bracket connection
- Available in single & double sided configuration
- Up to 600 lbs. capacity per arm


Stock No.	Dimensions	Capacity
	Bar Stock Arms	
894/WBSA09	9"	600 Lbs
894/WBSA12	12"	500 Lbs
894/WBSA18	18"	400 Lbs
894/WBSA24	24"	300 Lbs
	Upright Frames	
	"L" Frame	
894/WSS96	18"D x 96"H	
	"A" Frame	
894/WDS96	32"D x 96"H	
	Connector Beams	
894/WCB36	36"W	
894/WCB48	48"W	

SPECIALTY PRODUCTS

Reel Racking

B

- Utilizes standard rack components for use with spools
- Reel adaptors can accommodate spool axles or pipes up to 2" diameter
- With 1500 lbs. capacity per pair of supports



Stock No.	Dimensions	Reel Adaptors
		894/WRA
		Reel Rods
894/WT36	36" x 1.315" x 100w Rod	
894/WT48	48" x 1.315" x 100w Rod	
		Upright Frames
		"L" Frame
894/WSS96	18"D x 96"H	
		"A" Frame
894/WDS96	32"D x 96"H	
		Connector Beams
894/WCB36	36"W	
894/WCB48	48"W	

SPECIALTY PRODUCTS

EZ Rect Security Lock-Ups

C

Model E-Z-Rect Security Lock-Ups:

- Transforms your E-Z-Rect shelving into a lockable storage unit
- Bolt on to existing E-Z-Rect shelving without having to dismantle
- Lockable Wire Mesh Doors
- Wire Mesh Back Panel
- Solid Side Panels
- Easy to Install

PART NUMBERS
DOOR SETS:


760/WFL48-60: Framed Lock Up Doors 49.5" x 60"
 760/WFL48-72: Framed Lock Up Doors 49.5" x 72"
 760/WFL48-84: Framed Lock Up Doors 49.5" x 84"
 760/WFL48-96: Framed Lock Up Doors 49.5" x 96"
 760/WFL48-120: Framed Lock Up Doors 49.5" x 120"
 760/WFL72-96: Framed Lock Up Doors 73.5" x 96"
 760/WFL72-120: Framed Lock Up Doors 73.5" x 120"

BACK PANELS:

760/WMF48-60: Wire Mesh Frame 48" x 60"H
 760/WMF48-72: Wire Mesh Frame 48" x 72"H
 760/WMF48-84: Wire Mesh Frame 48" x 84"H
 760/WMF48-96: Wire Mesh Frame 48" x 96"H
 760/WMF48-120: Wire Mesh Frame 48" x 120"H

SIDE PANELS:

760/W72: Solid Panel 23.75" x 60"
 760/W73: Solid Panel 23.75" x 72"
 760/W74: Solid Panel 23.75" x 84"
 760/W75: Solid Panel 23.75" x 96"
 760/W76: Solid Panel 23.75" x 120"



SPECIALTY PRODUCTS

SPECIALTY PRODUCTS

Forklift Workstage

SKU: 510

D

- Attaches to your forklift
- All welded construction
- 42" high safety rail
- Latching front gate
- 5" high kick-plate
- 42" deep x 36" wide platform
- Non-slip steel deck
- 2 3/4" x 7 3/4" full length fork pockets
- Overall height = 75"
- Inside height = 72"
- Safety chains to secure to forklift
- Safety mesh back to prevent items being caught on forklift
- Conforms to ANSI/ASME B56.1 Safety Standards
- Powder coated finish
- Capacity - 500 lbs.



SPECIALTY PRODUCTS

Gas Cylinder Cabinets

E

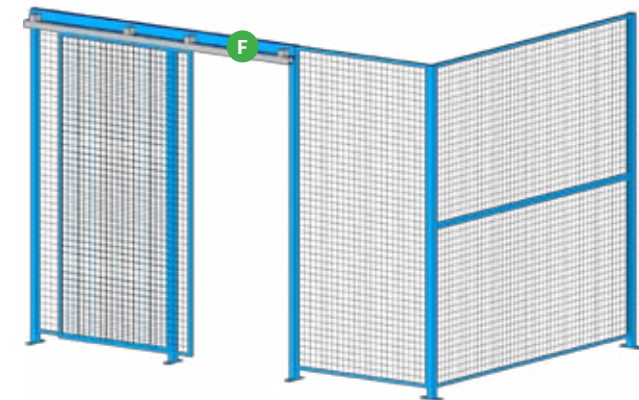
- Heavy-duty construction
- Wire mesh doors and walls for venting
- Warning labels included
- Padlock hasp for added security
- Safety yellow powder coated finish
- Each cabinet comes with steel bottom shelf, not shown in images
- Constructed to meet or exceed strict CSA International B149-2-0 Propane Storage and Handling Code.
- Cylinders must be stored vertically at all times
- Each cabinet comes with 4 - 9/16" holes for anchoring

SKU: OG20N



SPECIALTY PRODUCTS

Modular Security Fencing

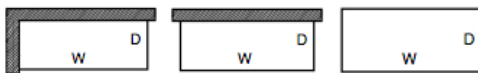


F

Modular Security Fencing

- Ideal for the storage of expensive small parts in warehouse or factory
- Adapts to your needs
- Quick to set up
- Convenient to move or relocate
- Easy to install

Build structurally sound enclosures with pre-engineered wire partitions. Partitions offer low initial cost, easy set-up, quick relocation, and virtually no maintenance! In addition to savings, strength and flexibility, you get protection from pilferage with visibility, unrestricted circulation of air, light and heat and personnel protection in dangerous areas.



Size (Ft)	2 Sided	3 Sided	4 Sided
W' x D' x H'			
12' x 8' x 8'	X2-1208	X3-1208	X4-1208
20' x 8' x 8'	X2-2008	X3-2008	X4-2008
20' x 16' x 8'	X2-2016	X3-2016	X4-2016
20' x 20' x 8'	X2-2020	X3-2020	X4-2020
28' x 20' x 8'	X2-2820	X3-2820	X4-2820

* Above units come complete with 4'0" sliding door

SKU: LP10N



Stock No.	Dimensions W" x D" x H"	Cylinder	
			Capacity
OG10N	33" x 34 1/2" x 70"	10	
OG20N	66" x 34 1/2" x 70"	20	

Stock No.	Dimensions W" x D" x H"	Cylinder	
			Capacity
LP05N	33" x 34 1/2" x 36"	5	
LP10N	33" x 34 1/2" x 70"	10	
LP20N	66" x 34 1/2" x 70"	20	

SPECIALTY PRODUCTS

Pallet Puller

SKU: PP-100

G

Pallet Puller

- Pulls loaded pallets to the edge of a dock or truck
- Bites into wood
- Positive grip on wood pallets
- Extends reach of fork trucks
- Saves time



SPECIALTY PRODUCTS

Pallet Rack Post Protector

SKU: SPP-18


H

Pallet Rack Post Protector help prevent pallet rack uprights from forklift damage.

Unitran Post Protectors are made from 3/16" thick steel enabling it to deflect the strongest of impacts.

The baseplate comes with 3 anchor holes allowing the frame protector to be installed into existing pallet rack systems.

- Height - 18"
- Powder coated finish



SPECIALTY PRODUCTS

SPECIALTY PRODUCTS

Self Dumping Hoppers


I

- Perfectly balanced to roll forward when released and dump completely, then automatically return to upright locked position
- Reinforced steel locking latch with spring loaded safety catch
- Formed smooth edge around top and pouring lip for extra strength and safety
- All-welded 10 ga. steel plate construction designed for forklift handling of heavy/bulky scrap
- Comes with Safety Pull Chain and Retainer Chain
- Red rust-resistant paint finish
- Hoppers also available in 3/16" and 1/4" Steel
- Casters for Hoppers are available in 6" or 8" and come with 2 rigid and 2 swivel
- Capacity 4000 lbs.
- Conforms to ANSI/TSDF B56.1 Safety Standard



Hoppers:

Stock No.	Capacity (Cubic Yards)	Dimensions H x W x L	Steel Spec	Wt. Lbs
SDH050	1/2	32" x 41" x 46"	10 Ga.	385
SDH075	3/4	36" x 41" x 55"	10 Ga.	420
SDH100	1	43" x 41" x 63"	10 Ga.	505
SDH150	1 1/2	43" x 53" x 63"	10 Ga.	560
SDH200	2	43" x 65" x 63"	10 Ga.	610
SDH300	3	51" x 65" x 77"	10 Ga.	850
SDH400	4	63" x 65" x 77"	10 Ga.	970

Lids:

Stock No.	Fits Hopper Size	Wt. Lbs
050	1/2	60
075	3/4	65
100	1	70
150	1 1/2	90
200	2	110
300	3	130
400	4	146

SPECIALTY PRODUCTS

Stacking Baskets

SKU: SCE3000

J

- Increase productivity
- Maximize floor space
- Cupped legs provide easy stacking and prevent floor damage
- 34 1/2"W x 40 1/2"D x 32 5/8"H
- Inside depth – 24 3/4"
- Under-clearance – 4 3/4"
- Half gates fold down for easy access while stacked
- Can be stacked 5 high at full capacity
- Capacity - 3000 lbs.



SPECIALTY PRODUCTS

Stacking Rack


K

- Welded 2" sq. tubing steel construction
- Designed for storage of loose and palletized goods
- Can be stacked 4 high
- OA base dimensions – 44.5"W x 50.5"L x 13"H
- Holds up to 4000 lbs. per rack

Stock No.	Description	Dimensions
SR4248	Base	42" x 48" x 13" H
SRP42	Post	42" H
SRP48	Post	48" H
SRP60	Post	60" H
SRS42	Siderail	42" H x 54" H
SRS48	Siderail	48" H x 54" H

CUSTOM MANUFACTURING

We understand the unique requirements and individual purpose for any piece of material handling equipment. With our years of experience, let us design and manufacture a product that fits your needs perfectly. See below for some examples.

CUSTOM PRODUCTS
Bolt Bin Cabinet B
 Reference No: EDW2224



A
 SUBJECT: Stud Bolt Bin Storage

- 16ga construction
- 66" OAH x 14" OAD x 144" OAW
- To consist of four 36" wide sections.
- Each 36" wide section c/w wall anchor provisions near top two corners inside
- Approx 8" x 8" openings except top two levels to be 8"H x 16"W
- Each level to have 2" lip up on front
- Unit top will have 1" lip down
- Sides of each 36" wide section will have 1" lip facing inward
- All exposed vertical divider and lip edges to be hemmed for safety
- 2" x 2" x 1/8" angle bar bottom base (each section)
- c/w 16 "angle dividers" for double wide openings
- Powder coated Unitran Safety Blue

CUSTOM PRODUCTS
Bread Tray Cart
 Reference No: SDM2011R



D
 SUBJECT: Bread Tray Cart
 22" x 26"
 • 12 ga HR construction
 • c/w two guide rails underneath front to back at 13" clear – radius corners
 • Powder coated RAL 2001 Orange

CUSTOM PRODUCTS
Stacking Board Racks
 Reference No: CRC2137R1



B
 SUBJECT: Stacking Bread Board Racks
 – 48.3"W x 48.3"D x 47.5"H

- Standard 4.25" x 4.25" cup feet (bottom clearance maintained)
- HSS SQ 1.5" x 1.5" x .188W tube posts
- HSS SQ 1.5" x 1.5" x .100W tube frame
- 2" x 2" x .1875" angle iron shelf supports
- Powder coated gloss black

CUSTOM PRODUCTS
Pipe and Tube Cradle
Cart
 Reference No: SSM2279R



F
 • 26" x 72" x 48" AOH
 • 2" x 2" x .1875" angle iron construction
 • 2" x 10GA tube cradle with HHS SQ. 1.5" x 1.5" x .188W vertical support
 • 5" phenolic swivel caster with brake and rigid casters
 • Powder coat Finish
 • Capacity - 3000 lbs.

CUSTOM PRODUCTS
Bollards

Reference No: SSM2261



C
 SUBJECT: Bollards – 42" x 30"
 • HSS SQ. 4" x 4" x .125W construction
 • 8" x 8" x .5" base plate with four 1" holes for anchoring
 • Powder coated Unitran standard yellow

CUSTOM PRODUCTS
Sandbag Handtruck
 Reference No: SSM2257R



E
 SUBJECT A: Sandbag Handtruck
 • HSS RD. 1.315" x .100W tube frame with "D" style handle
 • HSS SQ. 1.25" x 1.25" x .125W tube frame – 13.25"W x 38.5"H on front of toe-plate
 • Toe-plate to be 10.75" clear between lips
 • 10" pneumatic wheels with .75v bearings
 • 1v x 10GA flat bar (3) on front side spaced evenly between top of toe-plate and bottom of "D" handle
 • Powder coated Unitran standard red

CUSTOM PRODUCTS

CUSTOM PRODUCTS

Water Bottle Cart

Reference No: SBM2678



G

SUBJECT: Water Bottle Cart

- 5" OAL x 22.5" OAW x 42" OAH
- ERW RD 1" x 16GA tube construction
- Handle reinforced with 1" x .25" flat bar
- 8" pneumatic casters (2 swivel, 2 rigid)
- Powder coated Unitran safety blue

CUSTOM PRODUCTS

HD Cutting Table

Reference No: EDW2275R



H

SUBJECT: HD Cutting Table 48" x 96"

- 48" wide x 96" long x 36" high
- HSS tube framework and legs
- Drop-in bar grate top surface (uncoated)
- Full width x length catch tray c/w open ends 12" clear from top
- Powder coated Unitran standard red

CUSTOM PRODUCTS

HD Welding Tables

Reference No: EDW2274R



I

SUBJECT A: HD Mobile Welding Table 36" x 72"

- 3/4" plate top – uncoated
- 1" galvanized bar grate shelf – 20" from floor
- Adjustable height – 32" to 36" on 2" increments
- 8" phenolic casters – 2 rigid, 2 swivel with brake
- Powder coated Unitran standard red

SUBJECT B: HD Mobile Work Table 47" x 95"


- 3/4" plate top – corners radiused 4" – uncoated
- 1" galvanized bar grate shelf – 14" from floor
- Adjustable height – 32" to 36" on 2" increments
- 8" phenolic casters – 2 rigid, 2 swivel with brake
- Powder coated Unitran standard red

SUBJECT C: HD Stationary Work Table 47" x 95"

- 3/4" plate top – corners radiused 4" – uncoated
- 1" galvanized bar grate shelf – 14" from floor
- Adjustable height – 32" to 36" on 2" increments
- Powder coated Unitran standard red

THE ADVANTAGE

At Unitran, we pride ourselves on providing an industry leading premium quality product. Unitran's quality products will save you time and money spent replacing critical pieces of equipment.



**MANUFACTURERS
OF A FULL LINE OF
QUALITY MATERIALS
HANDLING EQUIPMENT**



UNITRAN
MANUFACTURERS LTD.



**100%
CANADIAN
QUALITY.**

Distributed By:

--

