
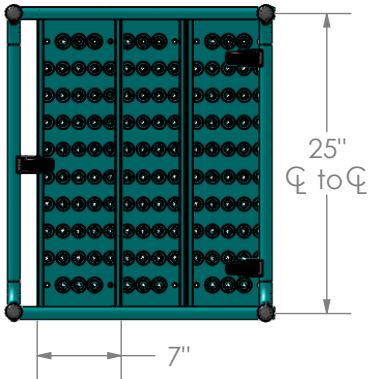
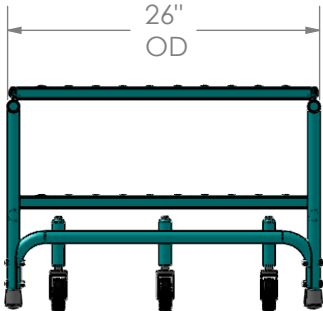
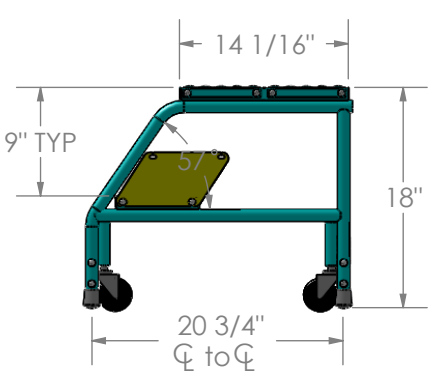


REVISIONS				
ZONE	REV.	DESCRIPTION	DATE	APPROVED



<div>PROPRIETARY AND CONFIDENTIAL</div> <div>THE INFORMATION CONTAINED IN THIS DRAWING IS THE SOLE PROPERTY OF Unitran Manufacturers Ltd. ANY REPRODUCTION IN PART OR AS A WHOLE WITHOUT THE WRITTEN PERMISSION OF Unitran Manufacturers Ltd. IS PROHIBITED.</div>	DIMENSIONS ARE IN INCHES TOLERANCES: FRACTIONAL ± 1/16" ANGULAR: ±1° UNLESS OTHERWISE STATED	DRAWN	NAME Dean S.	DATE 2/1/7	<div>Unitran Manufacturers</div> <div>L02</div>		
		MATERIAL 16ga x1" ∅ framework 14ga treads	COMMENTS:			Part No. 890/L02	
	DO NOT SCALE DRAWING				DWG. NO. U-0452		REV.
		SCALE:		WEIGHT:		SHEET 1 OF 1	